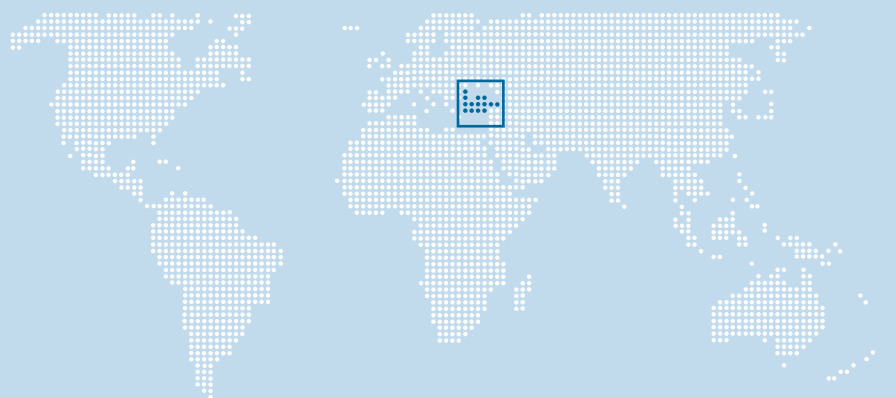


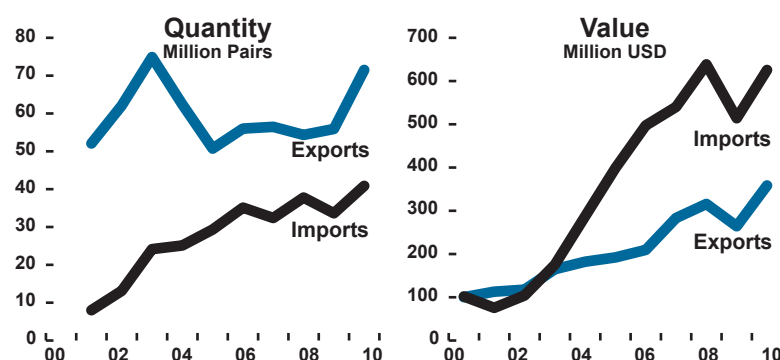
Location and main indicators

Capital	Ankara
Language	Turkish
Area	783 560 km ²
Population	71 million
GDP per capita	10 339 USD
GDP 2010	742 billion USD
ΔGDP 2010	+8.2%
ΔGDP last 5 years	+16.1%
Currency	Turkish lira (TRY)



Footwear industry

2010	Value		Quantity		Prices
	Million USD	World Rank	Million Pairs	World Rank	USD
Exports	358	24	72	16	5.01
Imports	626	26	41	38	15.31
Production			174	11	
Consumption			143	23	

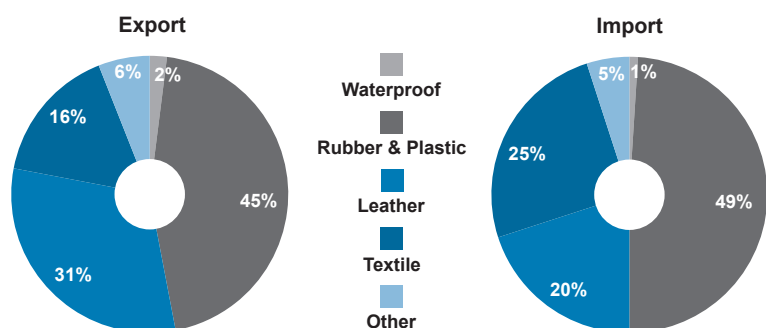


Main trading partners 2010

Export Markets	Million USD	% Value	Million Pairs	% Quantity	Variation (USD Million) Last 5 years
Russian Fed.	84	23%	4	6%	+77
Iraq	44	12%	19	27%	+38 +324%
Saudi Arabia	25	7%	8	11%	
Germany	16	5%	3	5%	-7 -44%
France	15	4%	3	4%	-7 -29%

Import Origins	Million USD	% Value	Million Pairs	% Quantity	Variation (USD Million) Last 5 years
China	352	56%	30	74%	+134 +62%
Vietnam	83	13%	4	10%	+45 +261%
Indonesia	62	10%	3	7%	+34 +68%
Italy	55	9%	1	2%	-13 -95%
India	13	2%	1	1%	

Types of footwear traded 2010 (quantity)



Sectorial organizations

T.A.S.D. - Footwear Industrialists Association Of Turkey | <http://www.tasd.com.tr>

Recent developments

Istanbul and Izmir are the main centres of the Turkish footwear industry. The industry also has a relevant presence in Konya, Bursa, Ankara, Gaziantep, Manisa, and Denizli. Turkish footwear exports posted very strong growth in 2010 (28% in number of pairs and 36% in value), setting new all-time highs. In the last five years Turkey has substantially increased its exports to neighbouring Russia and Iraq, which became its main clients, to the detriment of other European countries. Imports also grew strongly in 2010 to above 20%. China is the main supplier.

Fairs & Events

Ayakkabi, Izmir (Jan; Jun) | www.izfas.com.tr
 AYMÖD, Istanbul (Apr; Nov) | www.cnraymod.com
 AYSAF, Istanbul (Mar; Oct) | www.cnraysaf.com
 IDF, Istanbul (Jan) | www.istanbulderifuari.net