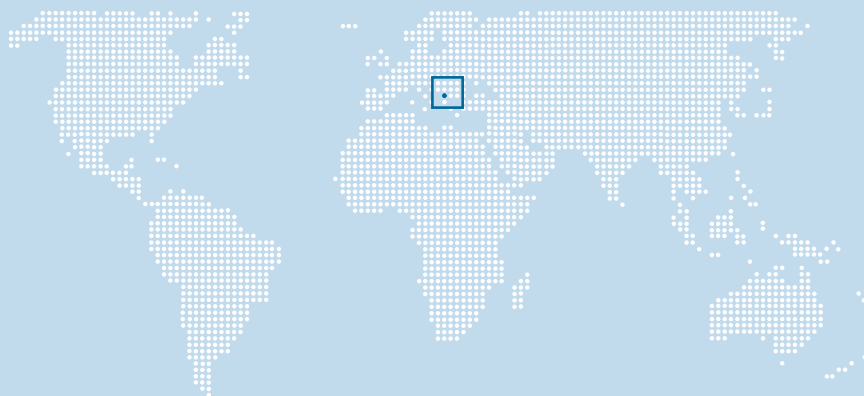


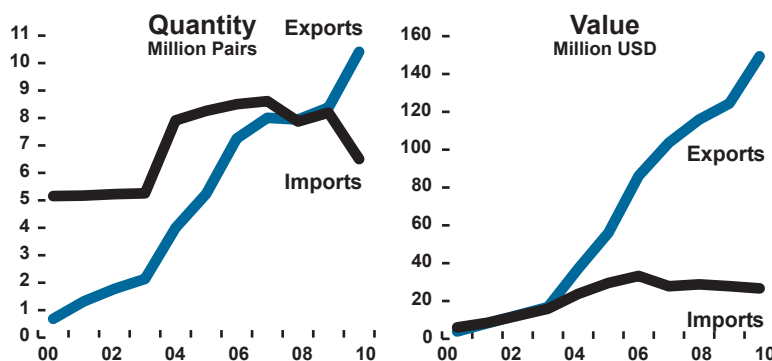
Location and main indicators

Capital	Tirana
Language	Albanian
Area	28 750 km ²
Population	3 million
GDP per capita	3 677 USD
GDP 2010	12 billion USD
ΔGDP 2010	+3.5%
ΔGDP last 5 years	+28.5%
Currency	Leke (ALL)



Footwear industry

2010	Value		Quantity		Prices
	Million USD	World Rank	Million Pairs	World Rank	USD
Exports	149	41	10	38	14.35
Imports	27	90	7	68	4.10
Production			8		
Consumption			5		

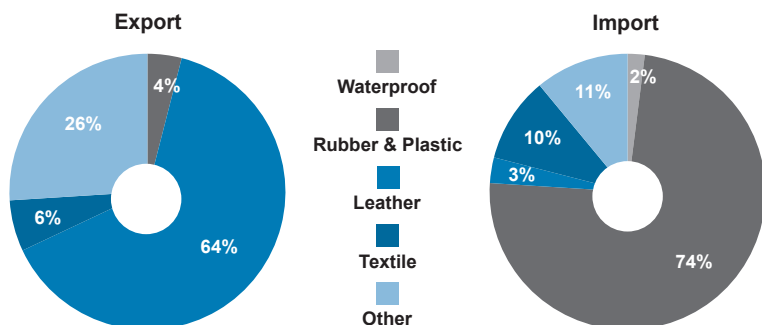


Main trading partners 2010

Export Markets	Million USD	% Value	Million Pairs	% Quantity	Variation (USD Million) Last 5 years	
Italy	117	79%	8.7	84%	↗	+62 +110%
Germany	10	7%	0.5	5%	↗	+10
Spain	5	4%	0.3	3%	↗	+5
France	3	2%	0.1	1%	↗	+3
Austria	2	2%	0.1	1%		

Import Origins	Million USD	% Value	Million Pairs	% Quantity	Variation (USD Million) Last 5 years	
China	18.9	71%	5.3	81%	↘	-9 -72%
Italy	3.4	13%	0.3	4%	↗	+4 +28%
Turkey	3.9	12%	0.9	14%	↗	+0.9 +40%
USA	0.3	1%	0.0	0%	↗	+0.3
Greece	0.2	1%	0.0	0%		

Types of footwear traded 2010 (quantity)



Sectorial organizations

UCCIAL - Union of Chambers of Commerce and Industry of Albania | <http://uccial.al/>

Recent developments

The footwear industry in Albania is mainly located in Tirana, Shkoder, and Durres. Albanian footwear exports have shown remarkable growth over the last decade, increasing almost forty times from a mere 4 million USD to 149 million. Proximity to Italy, which receives almost 80% of Albanian exports, has played a central role in this development. Footwear is one of the most dynamic industries in Albania and represents about 10% of the country's exports.

Fairs & Events

n.a.