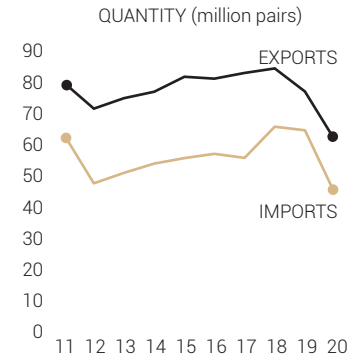
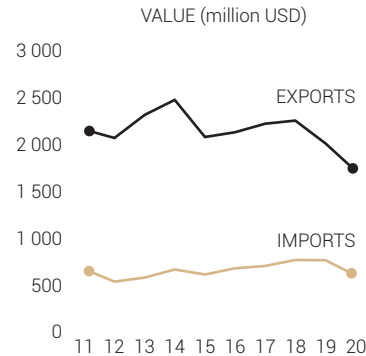


PORTUGAL

CAPITAL	Lisbon	LANGUAGE	Portuguese
AREA (Km ²)	92 226	CURRENCY	Euro
POPULATION	10 million		
GDP PER CAPITA	22 440 USD	GDP 2020	231 billion USD
Δ GDP 2020	-7.6%	Δ GDP Last 5 Years	2.9%

FOOTWEAR INDUSTRY

	VALUE		QUANTITY		PRICE
	Million USD	World Rank	Million Pairs	World Rank	USD
EXPORTS	1 702	13	61	19	\$27.80
IMPORTS	584	34	44	53	\$13.28
PRODUCTION			66	20	
CONSUMPTION			49	58	

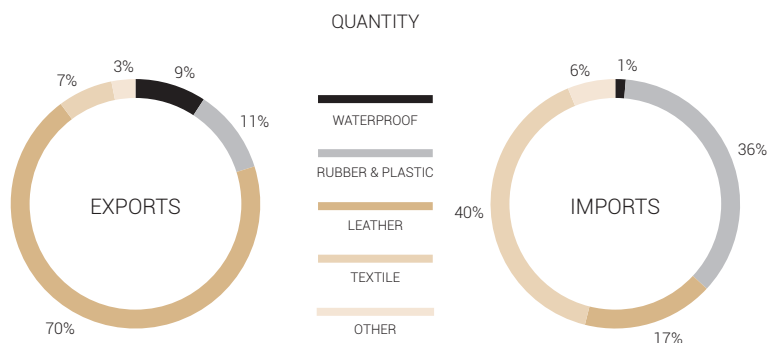


MAIN TRADING PARTNERS

EXPORT MARKETS	Million USD	Value Share	Million Pairs	Quantity Share	LAST 5 YEARS VARIATION	Million USD
France	365	21%	11.4	19%	-	Germany -9% -33
Germany	348	20%	12.5	20%	-	U. Kingdom -29% -42
Netherlands	241	14%	7.6	12%	-	Netherlands -19% -57
Spain	138	8%	9.3	15%	-	Spain -32% -66
U. Kingdom	105	6%	3.9	6%	-	France -20% -92

IMPORT MARKETS	Million USD	Value Share	Million Pairs	Quantity Share	LAST 5 YEARS VARIATION	Million USD
Spain	227	39%	17.4	40%	+	Germany 54% 18
France	56	10%	3.7	8%	+	U. Kingdom 223% 14
China	55	9%	11.2	25%	-	China -21% -15
Belgium	52	9%	1.9	4%	-	Italy -29% -16
Germany	51	9%	3.0	7%	-	Spain -9% -23

TYPES OF FOOTWEAR TRADED



RECENT DEVELOPMENTS

Portugal is the 8th biggest exporter of leather footwear worldwide and is ranked among the world's top 20 leading footwear exporters. France and Germany are the main markets for Portuguese footwear, but exports to both these countries have been falling over the last five years. Spain is Portugal's main supplier.

MAIN PLAYERS

	TURNOVER (million USD)	EMPLOYEES
ECCO'Let (Portugal) - Fábrica de Sapatos, Lda	109.1	1 165
Sopropé - Organizações de Calçado, S.A.	98.2	745
Gabor Portugal - Indústria de Calçado, Lda	89.0	1 302
M.Neves & B. Neves Lda	41.3	394
Carité - Calçados, Lda	36.8	192

SECTORIAL ORGANIZATIONS

APICCAPS - Portuguese Footwear, Components and Leather Goods Manufacturers' Association | www.apiccaps.pt
 CTCPC - Portuguese Footwear Technological Centre | www.ctcpc.pt

FAIRS & EVENTS

n.a.