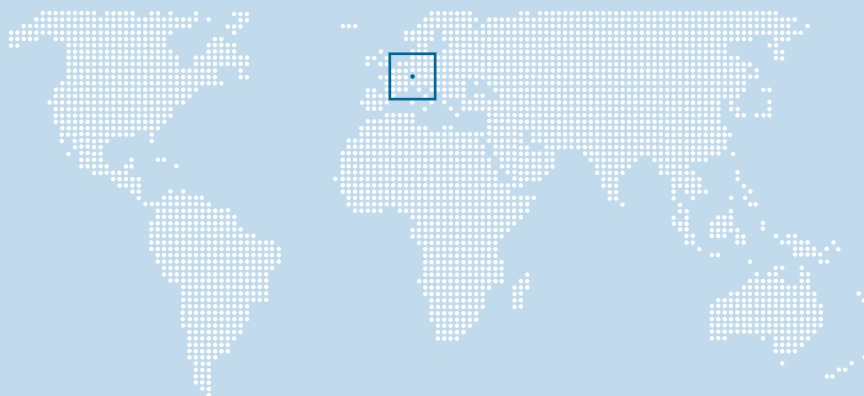


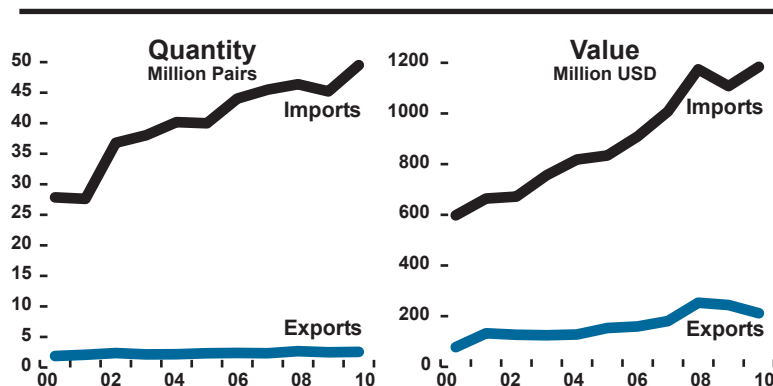
Location and main indicators

Capital	Bern
Language	German, French, Italian
Area	41 280 km ²
Population	8 million
GDP per capita	67 246 USD
GDP 2010	524 billion USD
ΔGDP 2010	+2.6%
ΔGDP last 5 years	+10.1%
Currency	



Footwear industry

2010	Value		Quantity		Prices
	Million USD	World Rank	Million Pairs	World Rank	USD
Exports	211	34	3	57	82.75
Imports	1 184	14	50	32	23.92
Production			1		
Consumption			49		

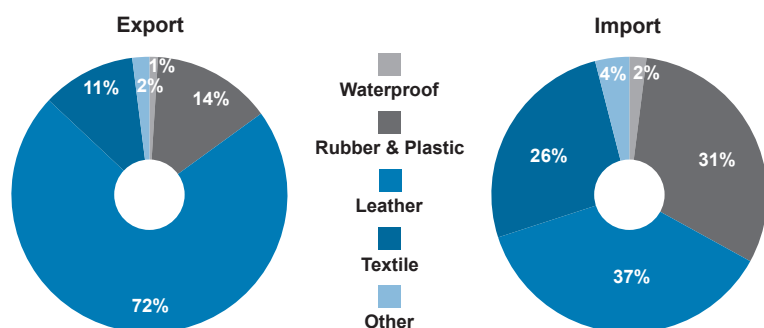


Main trading partners 2010

Export Markets	Million USD	% Value	Million Pairs	% Quantity	Variation (USD Million) Last 5 years	
Germany	48	23%	0.8	33%	+24	+98%
China	25	12%	0.2	6%	+20	+390%
Italy	15	7%	0.2	7%	-6	-44%
Hong Kong	15	7%	0.1	3%	-4	-45%
Austria	13	6%	0.3	13%		

Import Origins	Million USD	% Value	Million Pairs	% Quantity	Variation (USD Million) Last 5 years	
Italy	331	28%	7	14%	+87	+51%
Germany	257	22%	8	17%	+62	+64%
China	158	13%	17	34%	+49	+18%
France	92	8%	4	8%	+30	+182%
Austria	58	5%	1	3%		

Types of footwear traded 2010 (quantity)



Sectorial organizations

VSG - Verband Schweizerischer Gerbereien | <http://www.leder-gerbereien.ch/>

Recent developments

Switzerland has seen rapid growth of footwear imports over the last decade. However, contrary to many other countries, its top suppliers are still European, namely Italy and Germany, with China coming third. The same three countries occupy the top 3 positions among the destinations of Switzerland's more limited exports.

Fairs & Events

n.a.